



Clark County Influenza Surveillance Update

CDC Week 45: November 4 – November 10, 2018

NOTE: All data are preliminary and may change as more reports are received. As influenza season begins and ends, the number of tests conducted will be smaller than at times of peak activity; therefore, the reliability of positivity figures may decrease as a result.

Summary

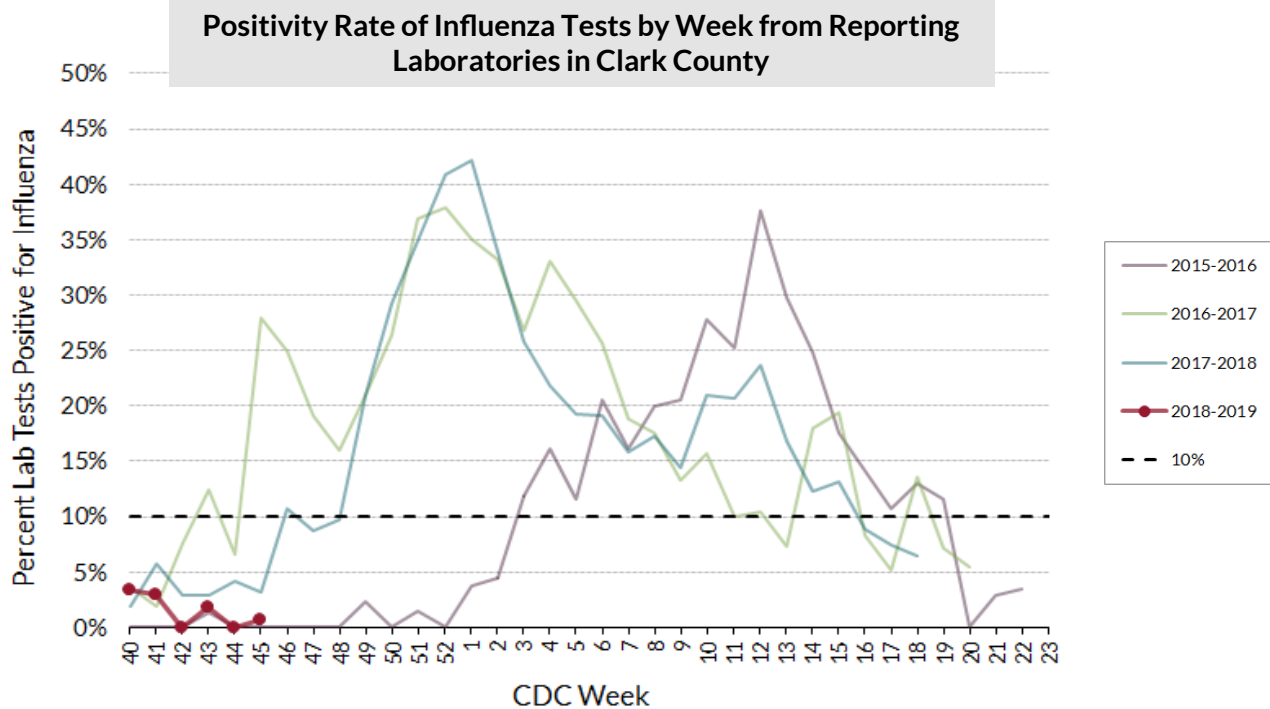
- In Week 45, Clark County has 1 positive influenza test at reporting laboratories, for a 0.74% positivity.
- One influenza positive test was identified in Cowlitz County during Week 45, for a 1.89% positivity rate.
- The CDC reported national influenza positivity for Week 44 was low, at 0.90%.
- Statewide influenza positivity, reported by the WA State Dept. of Health, was also low during Week 44, at 0.7%.



Data from Reporting Laboratories

Clark County

The **influenza positivity rate** is the percent of influenza tests conducted by reporting laboratories that result positive. Traditionally, agencies including the CDC and WA State DOH use positivity $\geq 10\%$ to define active influenza season.



CDC Week	Date Range	A (H1)	A (H1N1)	A (H3)	A (not subtyped)	Type B	Total influenza	No. Tested	Positivity
43	10/21–10/27	0	0	0	2	0	2	106	1.89%
44	10/28–11/3	0	0	0	0	0	0	95	0.00%
45	11/4–11/10	0	0	0	1	0	1	135	0.74%

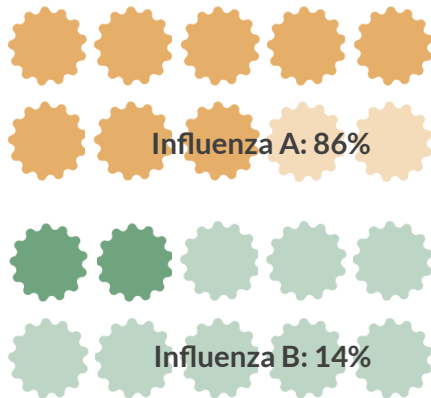


Circulating Strains from Reporting Laboratories

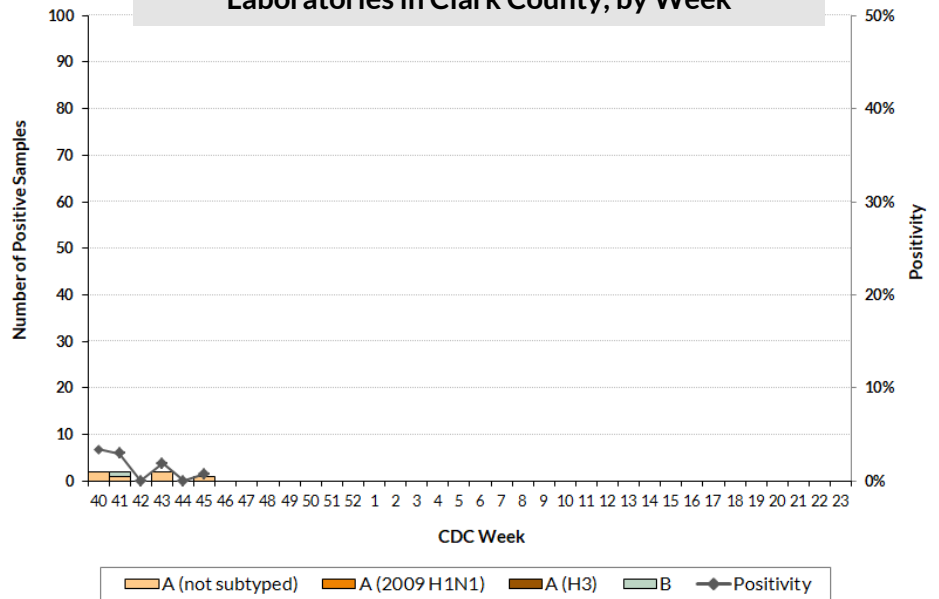
Clark County

Reporting laboratories also may provide details on what **strains of influenza** are reported positive. The colored bars represent how much of each strain of influenza is being reported, while the black line is the corresponding influenza positivity. The below summaries display the breakdown of influenza strains identified in positive results at the local level, by CDC week.

Clark County Total Season Strain Distribution, 2018-2019



Number of Positive Influenza Tests from Reporting Laboratories in Clark County, by Week



Influenza Outbreaks in Long Term Care Facilities

Clark County

Clark County Public Health identifies and responds to influenza outbreaks in long term care facilities around Clark County, in order to provide recommendations and guide further community action. So far this influenza season, **no influenza outbreaks have been reported**. For additional information on influenza outbreak detection and response, you may refer to the following resources:

- **Clark County Public Health—Resources for Healthcare Providers:**
<https://www.clark.wa.gov/public-health/long-term-care-facilities>
 - ⇒ Guidance for Outbreak Preparation and Management
 - ⇒ Influenza Outbreaks in LTCFs: Frequently Asked Questions
 - ⇒ Tamiflu Standing Order Template
 - ⇒ Sample Line List Document
 - ⇒ Inter-Facility Transfer Form
- **Influenza Information for Public Health and Healthcare (WA DOH):**
<https://www.doh.wa.gov/ForPublicHealthandHealthcareProviders/PublicHealthSystemResourcesandServices/Immunization/InfluenzaFluInformation>
- **Influenza Toolkit for Long-Term Care Employers (CDC):**
<https://www.cdc.gov/flu/toolkit/long-term-care/index.htm>

Cowlitz County Influenza Surveillance Update

NOTE: All data are preliminary and may change as more reports are received. As influenza season begins and ends, the number of tests conducted will be smaller than at times of peak activity; therefore, the reliability of positivity figures may decrease as a result.

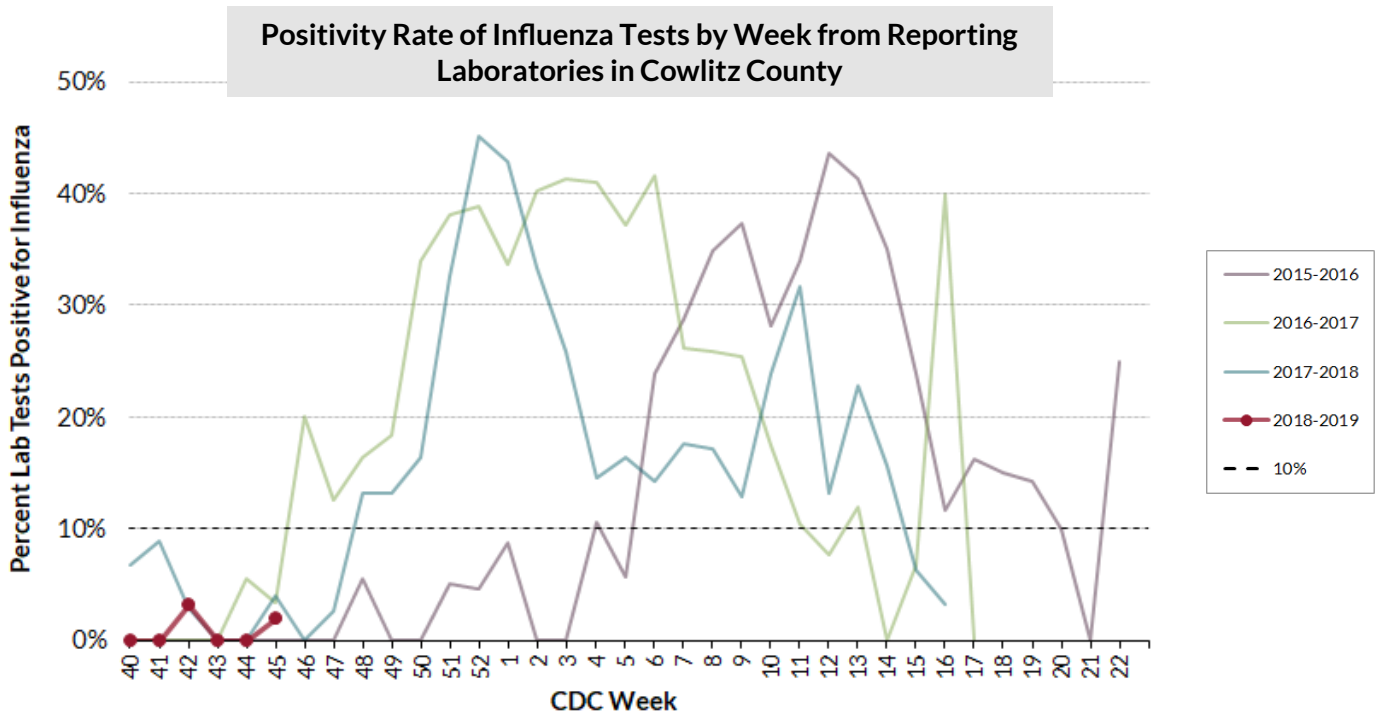
Cowlitz and Clark Counties are neighboring local health jurisdictions in Washington State. Although separate entities, both share a common goal of preventing disease and promoting public health. To that end, Cowlitz and Clark County often partner in disease response efforts. This year, Cowlitz and Clark counties will continue working together to provide reliable influenza surveillance data to our communities.



Data from Reporting Laboratories

Cowlitz County

The **influenza positivity rate** is the percent of influenza tests conducted by reporting laboratories that result positive. Traditionally, agencies including the CDC and WA State DOH use positivity $\geq 10\%$ to define active influenza season.



CDC Week	Date Range	A (H1)	A (H1N1)	A (H3)	A (not subtyped)	Type B	Total influenza	No. Tested	Positivity
43	10/21—10/27	0	0	0	0	0	0	31	0.00%
44	10/28—11/3	0	0	0	0	0	0	38	0.00%
45	11/4—11/10	0	0	0	1	0	1	53	1.89%



Clark County Public Health Influenza Resources

Influenza Overview:

<https://www.clark.wa.gov/public-health/flu>

Information for Schools and Child Day Cares:

<https://www.clark.wa.gov/public-health/schools-child-day-cares>

Clark County Public Health—Resources for Healthcare Providers:

<https://www.clark.wa.gov/public-health/long-term-care-facilities>

- ⇒ Guidance for Outbreak Preparation and Management
- ⇒ Influenza Outbreaks in LTCFs: Frequently Asked Questions
- ⇒ Tamiflu Standing Order Template
- ⇒ Sample Line List Document
- ⇒ Inter-Facility Transfer Form

Latest Weekly Influenza Update (Full Version):

<https://www.clark.wa.gov/sites/default/files/dept/files/public-health/CD/Weekly%20Flu%20Update/Clark%20County%20Weekly%20Influenza%20Update.pdf>



State and National Influenza Resources

National influenza surveillance data are available at:

<http://www.cdc.gov/flu/weekly/>

Washington influenza surveillance data are available at:

<http://www.doh.wa.gov/Portals/1/Documents/5100/420-100-FluUpdate.pdf>

Oregon influenza surveillance data available at:

<http://public.health.oregon.gov/DiseasesConditions/CommunicableDisease/DiseaseSurveillanceData/Influenza/Pages/surveil.aspx>

Recommendations of the Advisory Committee on Immunization Practices – ACIP – Influenza 2017-2018:

<https://www.cdc.gov/mmwr/volumes/67/rr/rr6703a1.htm>

Disease outbreak news from the World Health Organization (WHO):

<http://www.who.int/csr/don/en/>



Contact Information

Madison Riethman, MPH, CPH

Epidemiologist

Clark County Public Health

Phone: 564-397-8242

madison.riethman@clark.wa.gov

Alyssa Carlson, MPH

Epidemiologist

Clark County Public Health

Phone: 564-397-8020

alyssa.carlson@clark.wa.gov