



Clark County Influenza Surveillance Update

CDC Week 5: January 27 – February 2, 2019

NOTE: All data are preliminary and may change as more reports are received. As influenza season begins and ends, the number of tests conducted will be smaller than at times of peak activity; therefore, the reliability of positivity figures may decrease as a result.

Summary

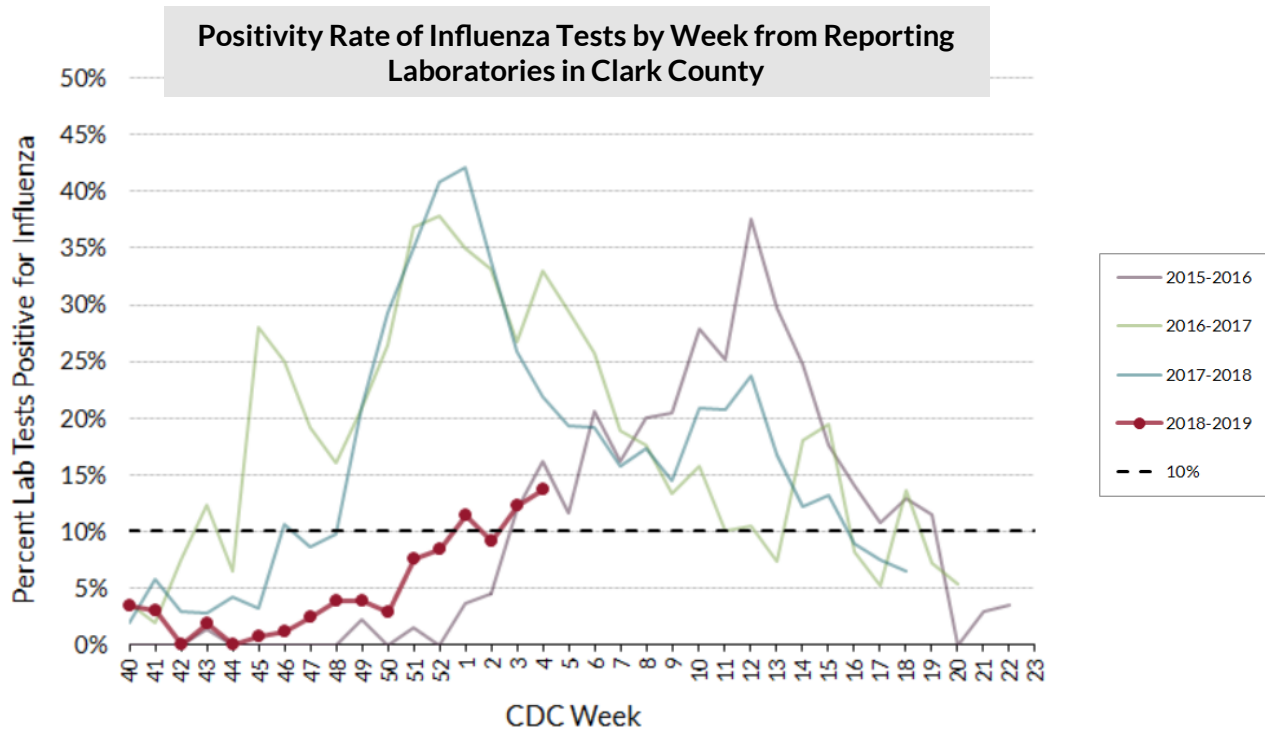
- In Week 5, Clark County positivity rose to 17.7%. This continues to be above the active season threshold of 10%.
- Cowlitz County influenza positivity dropped slightly during Week 5, to 18.3%.
- The CDC reported national influenza positivity increased during Week 4, to 19.2%.
- Statewide influenza positivity, reported by the WA State Dept. of Health, increased to 22.4% during Week 4.



Data from Reporting Laboratories

Clark County

The **influenza positivity rate** is the percent of influenza tests conducted by reporting laboratories that result positive. Traditionally, agencies including the CDC and WA State DOH use positivity $\geq 10\%$ to define active influenza season.



CDC Week	Date Range	A (H1)	A (H1N1)	A (H3)	A (not subtyped)	Type B	Total influenza	No. Tested	Positivity
3	1/13–1/19	0	0	0	30	0	30	246	12.2%
4	1/20–1/26	0	0	0	38	0	38	277	13.7%
5	1/27–2/2	0	0	0	44	0	44	249	17.7%

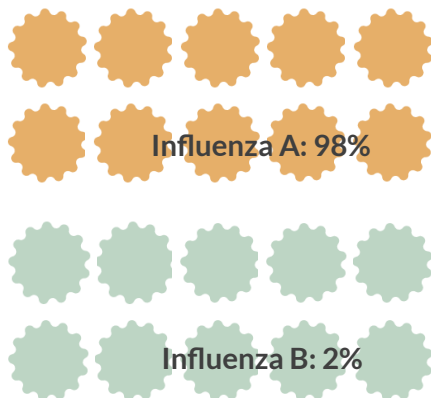


Circulating Strains from Reporting Laboratories

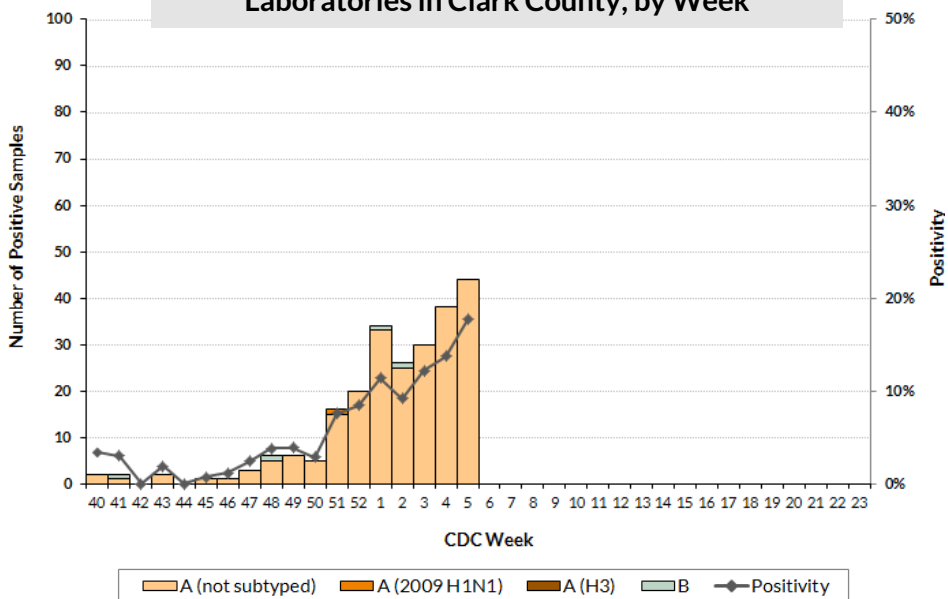
Clark County

Reporting laboratories also may provide details on what **strains of influenza** are reported positive. The colored bars represent how much of each strain of influenza is being reported, while the black line is the corresponding influenza positivity. The below summaries display the breakdown of influenza strains identified in positive results at the local level, by CDC week.

Clark County Total Season Strain Distribution, 2018-2019



Number of Positive Influenza Tests from Reporting Laboratories in Clark County, by Week

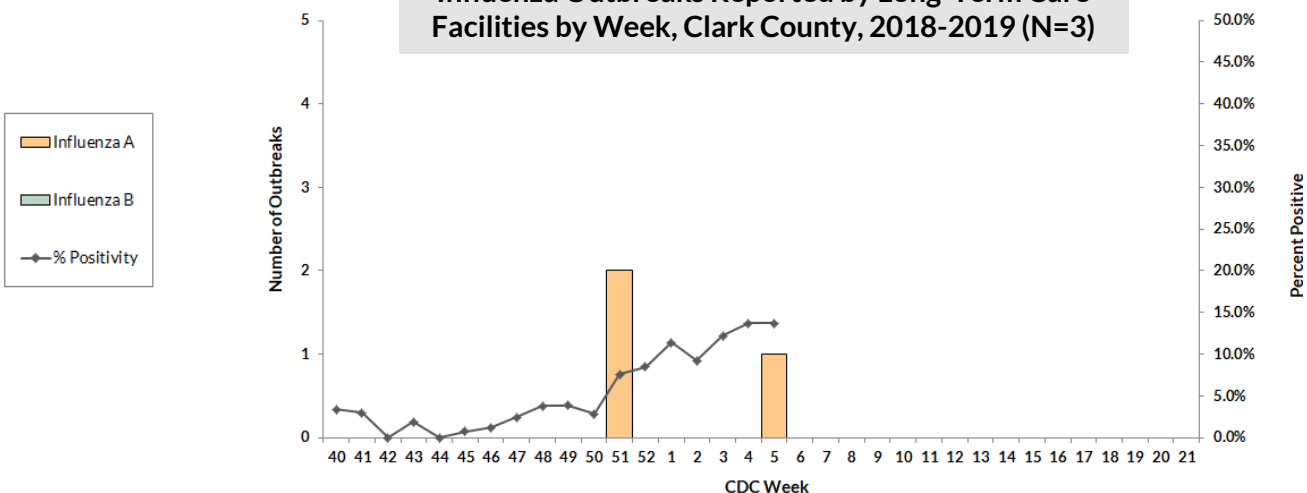


Influenza Outbreaks in Long Term Care Facilities

Clark County

Clark County Public Health identifies and responds to influenza outbreaks in long term care facilities around Clark County, in order to provide recommendations and guide further community action. So far this influenza season, **three influenza outbreaks have been reported**, all of which were caused by influenza A viruses.

Influenza Outbreaks Reported by Long-Term Care Facilities by Week, Clark County, 2018-2019 (N=3)



Cowlitz County Influenza Surveillance Update

NOTE: All data are preliminary and may change as more reports are received. As influenza season begins and ends, the number of tests conducted will be smaller than at times of peak activity; therefore, the reliability of positivity figures may decrease as a result.

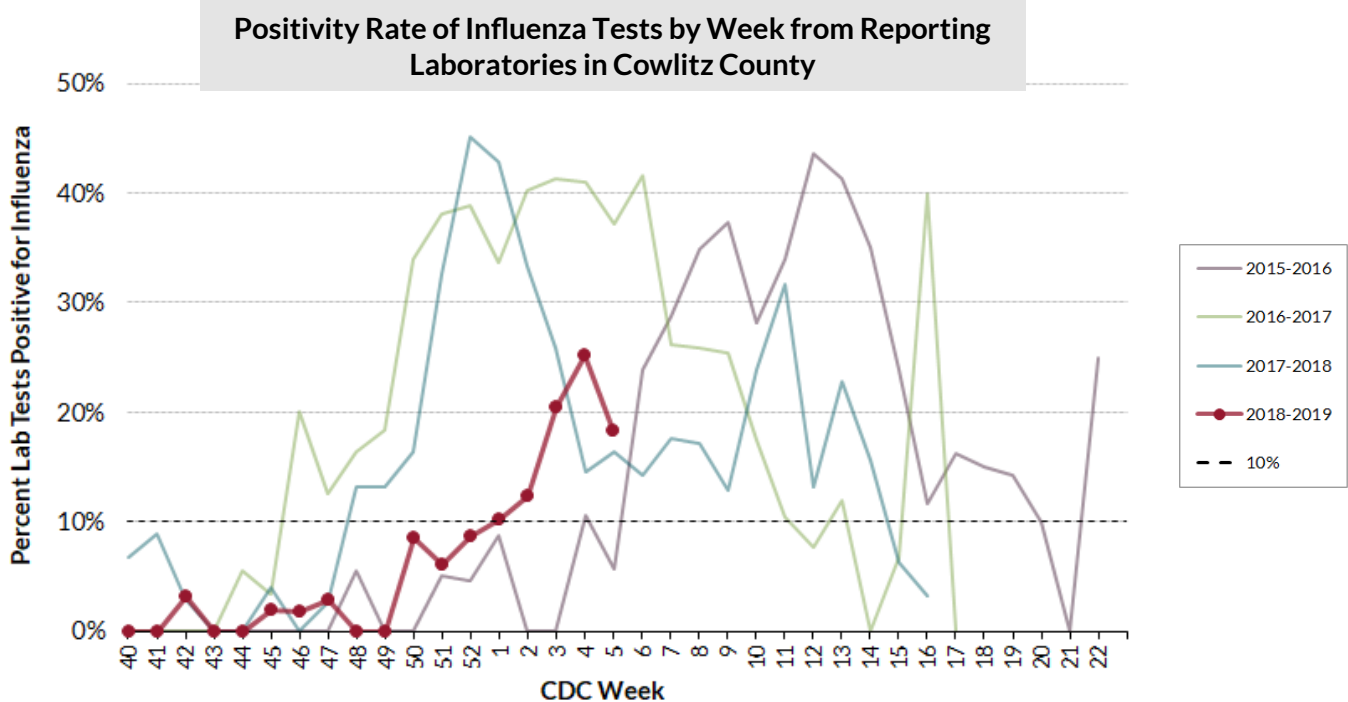
Cowlitz and Clark Counties are neighboring local health jurisdictions in Washington State. Although separate entities, both share a common goal of preventing disease and promoting public health. To that end, Cowlitz and Clark County often partner in disease response efforts. This year, Cowlitz and Clark counties will continue working together to provide reliable influenza surveillance data to our communities.



Data from Reporting Laboratories

Cowlitz County

The **influenza positivity rate** is the percent of influenza tests conducted by reporting laboratories that result positive. Traditionally, agencies including the CDC and WA State DOH use positivity $\geq 10\%$ to define active influenza season.



CDC Week	Date Range	A (H1)	A (H1N1)	A (H3)	A (not subtyped)	Type B	Total influenza	No. Tested	Positivity
3	1/13—1/19	0	0	0	17	0	17	83	20.5%
4	1/20—1/26	0	0	0	31	0	31	123	25.2%
5	1/27—2/2	0	0	0	24	0	24	131	18.3%



Clark County Public Health Influenza Resources

Influenza Overview:

<https://www.clark.wa.gov/public-health/flu>

Information for Schools and Child Day Cares:

<https://www.clark.wa.gov/public-health/schools-child-day-cares>

Clark County Public Health—Resources for Healthcare Providers:

<https://www.clark.wa.gov/public-health/long-term-care-facilities>

- ⇒ Guidance for Outbreak Preparation and Management
- ⇒ Influenza Outbreaks in LTCFs: Frequently Asked Questions
- ⇒ Tamiflu Standing Order Template
- ⇒ Sample Line List Document
- ⇒ Inter-Facility Transfer Form

Latest Weekly Influenza Update (Full Version):

<https://www.clark.wa.gov/sites/default/files/dept/files/public-health/CD/Weekly%20Flu%20Update/Clark%20County%20Weekly%20Influenza%20Update.pdf>



State and National Influenza Resources

National influenza surveillance data are available at:

<http://www.cdc.gov/flu/weekly/>

Washington influenza surveillance data are available at:

<http://www.doh.wa.gov/Portals/1/Documents/5100/420-100-FluUpdate.pdf>

Oregon influenza surveillance data available at:

<http://public.health.oregon.gov/DiseasesConditions/CommunicableDisease/DiseaseSurveillanceData/Influenza/Pages/surveil.aspx>

Recommendations of the Advisory Committee on Immunization Practices – ACIP – Influenza 2017-2018:

<https://www.cdc.gov/mmwr/volumes/67/rr/rr6703a1.htm>

Disease outbreak news from the World Health Organization (WHO):

<http://www.who.int/csr/don/en/>



Contact Information

Alyssa Carlson, MPH

Epidemiologist

Clark County Public Health

Phone: 564-397-8020

alyssa.carlson@clark.wa.gov

Madison Riethman, MPH, CPH

Epidemiologist

Clark County Public Health

Phone: 564-397-8242

madison.riethman@clark.wa.gov