



# Oath of County Auditor or Supervisor of Elections


STATE OF WASHINGTON )  
COUNTY OF Cowlitz ) ss.

I solemnly swear that the returns of the Presidential Primary held on February 19, 2008, in Cowlitz County, State of Washington, have been in no way altered and that they are the same as when they were deposited in my office.

  
\_\_\_\_\_  
County Auditor or Supervisor of Elections

Subscribed and sworn to me this 5<sup>th</sup> day of March, 2008

  
\_\_\_\_\_  
Chairman, County Legislative Authority




## Certification of the Canvassing Board


STATE OF WASHINGTON )  
COUNTY OF Cowlitz ) ss.

The undersigned officers designated by law as constituting the Canvassing Board for the County of Cowlitz, State of Washington, hereby certify that this is a full, true and correct copy of the Abstract of Votes including the cumulative results, precinct results, and a reconciliation report of votes cast at the Presidential Primary held on February 19, 2008, in Cowlitz County, State of Washington, and that the following are the true and reconciled numbers of voters and votes counted.

Witness our hands and official seal this 5<sup>th</sup> day of March, 2008

  
\_\_\_\_\_  
County Auditor or Supervisor of Elections

  
\_\_\_\_\_  
Chairman, County Legislative Authority

  
\_\_\_\_\_  
County Prosecuting Attorney



County   Cowlitz  

Date of Completion   3/5/08  

**Certification Reconciliation Report  
Presidential Primary  
February 19, 2008**

Registration

Total number of active registered voters in all precincts	<u>  52,343  </u>
Total number of inactive registered voters in all precincts	<u>    8,215  </u>
<b>Total registered voters in all precincts</b>	<b><u>  60,558  </u></b>

---

Total absentee ballots counted (includes absentee, VBM, federal write-in, overseas, out of state, and service ballots)	<u>  21,740  </u>
Total poll site ballots counted (includes poll site and provisional ballots)	<u>          0  </u>
<b>Total Ballots counted</b>	<b><u>  21,740  </u></b>

---

Absentee and VBM Ballots

The total number of absentee/VBM ballots originally issued	<u>  52,169  </u>
The total number of absentee/VBM ballots received	<u>  24,937  </u>
The total number of absentee/VBM ballots rejected	<u>    2,947  </u>
The total number of absentee/VBM ballots counted	<u>  21,740  </u>

Federal Write-In Ballots

The total number of federal write-in ballots counted	<u>          0  </u>
--	----------------------

Out-of-State, Overseas, and Service Voters

The total number of out-of-state, overseas, and service voters' ballots issued	<u>    356  </u>
The total number of out-of-state, overseas, and service voters' ballots received	<u>    106  </u>
The total number of out-of-state, overseas, and service voters' ballots rejected	<u>      11  </u>
The total number of out-of-state, overseas, and service voters' ballots counted	<u>    95  </u>

Provisional Ballots

The total number of provisional ballots issued (by this county)	<u>          0  </u>
The total number of provisional ballots rejected (includes sending to other counties)	<u>          0  </u>
The total number of provisional ballots received from other counties	<u>          3  </u>
The total number of provisional ballots counted	<u>          3  </u>

**OFFICIAL RESULTS**

SUMMARY REPORT                    COWLITZ COUNTY  
 RUN DATE:03/05/08                PRESIDENTIAL PRIMARY  
 RUN TIME:02:16 PM                FEBRUARY 19, 2008

	VOTES	PERCENT
PRECINCTS COUNTED (92 OF 92) . . . . .	92	100.00
REGISTERED VOTERS - TOTAL COWLITZ COUN.	52,343	
BALLOTS CAST - TOTAL COWLITZ COUNTY. . .	21,740	
VOTER TURNOUT - TOTAL COWLITZ COUNTY . .		41.53

\*\*\*\*\* (NONPARTISAN) \*\*\*\*\*

Proposition 1 CASTLE ROCK SCHOOL  
 VOTE FOR 1

LEVY YES. . . . .	1,568	57.71
LEVY NO . . . . .	1,149	42.29

\*\*\*\*\* (Republican Party) \*\*\*\*\*

President of the United States COWLITZ COUNTY  
 VOTE FOR 1

Rudy Giuliani . . . . .	97	1.12
Mike Huckabee . . . . .	2,648	30.48
Duncan Hunter . . . . .	11	.13
Alan Keyes . . . . .	41	.47
John McCain. . . . .	3,901	44.90
Ron Paul. . . . .	541	6.23
Mitt Romney. . . . .	1,346	15.49
Fred Thompson . . . . .	88	1.01
WRITE-IN. . . . .	15	.17

\*\*\*\*\* (Democratic Party) \*\*\*\*\*

President of the United States COWLITZ COUNTY  
 VOTE FOR 1

Joe Biden . . . . .	32	.26
Hillary Clinton . . . . .	6,874	55.48
Christopher J. Dodd . . . . .	16	.13
John Edwards . . . . .	286	2.31
Mike Gravel. . . . .	18	.15
Dennis J. Kucinich . . . . .	48	.39
Barack Obama . . . . .	5,051	40.77
Bill Richardson . . . . .	46	.37
WRITE-IN. . . . .	18	.15

MINUTES FOR THE CANVASSING BOARD  
 Presidential Primary  
 February 19, 2008  
 CONDUCTED ENTIRELY BY MAIL

DATE: 3/5/2008

TIME CONVENED: 10:15 a.m.

**MEMBERS PRESENT:**

Amee Paxton COUNTY AUDITOR DESIGNEE  
Kathleen Johnson COUNTY COMMISSIONER CHAIRMAN designee  
Ron Marshall COUNTY PROSECUTING ATTORNEY DESIGNEE

BALLOT TYPES	TOTAL TO CANVASS	NOT COUNTED	COUNTED
Spouse signature	9	1	8
Signature Verification	24	9	15
No Signature	58	58	0
Late Postmark	69+1 = 70	<del>69</del> 70	0
Other	17	14	3 - 2 (no box)
No Box Checked	2,795	2,795	0
<b>Sub Total (equals suspended in PP)</b>	<b>2,972+1 = 2973</b>		
No Identifying Information	25	25	0
P107/G107 Envelopes	5	5	0
Ballots from Opening Board	301	247	54
<b>TOTALS</b>	<b>3,303 +1 = 3,304</b>	<b>3223+1 =</b>	<b>80 -2 = 78 -1 to</b>
		<b>3224+3</b>	<b>Canvass = 77</b>

3227 ↙

Canvass = 77  
tab

-1-  
 TOTALS: 3227      77

TABULATION OVERVIEW

	Total for Election	
TABULATED AS OF 3/4/08	21,663	
UNCONTESTED Cowlitz County	3227	
VALID FROM CANVASS	77	
TOTAL VOTES TABULATED	77	

NOTES:

CANVASS COMPLETED AT 2:50 A.M. (P.M.) WITH FINAL TABULATION.

SIGNED \_\_\_\_\_

